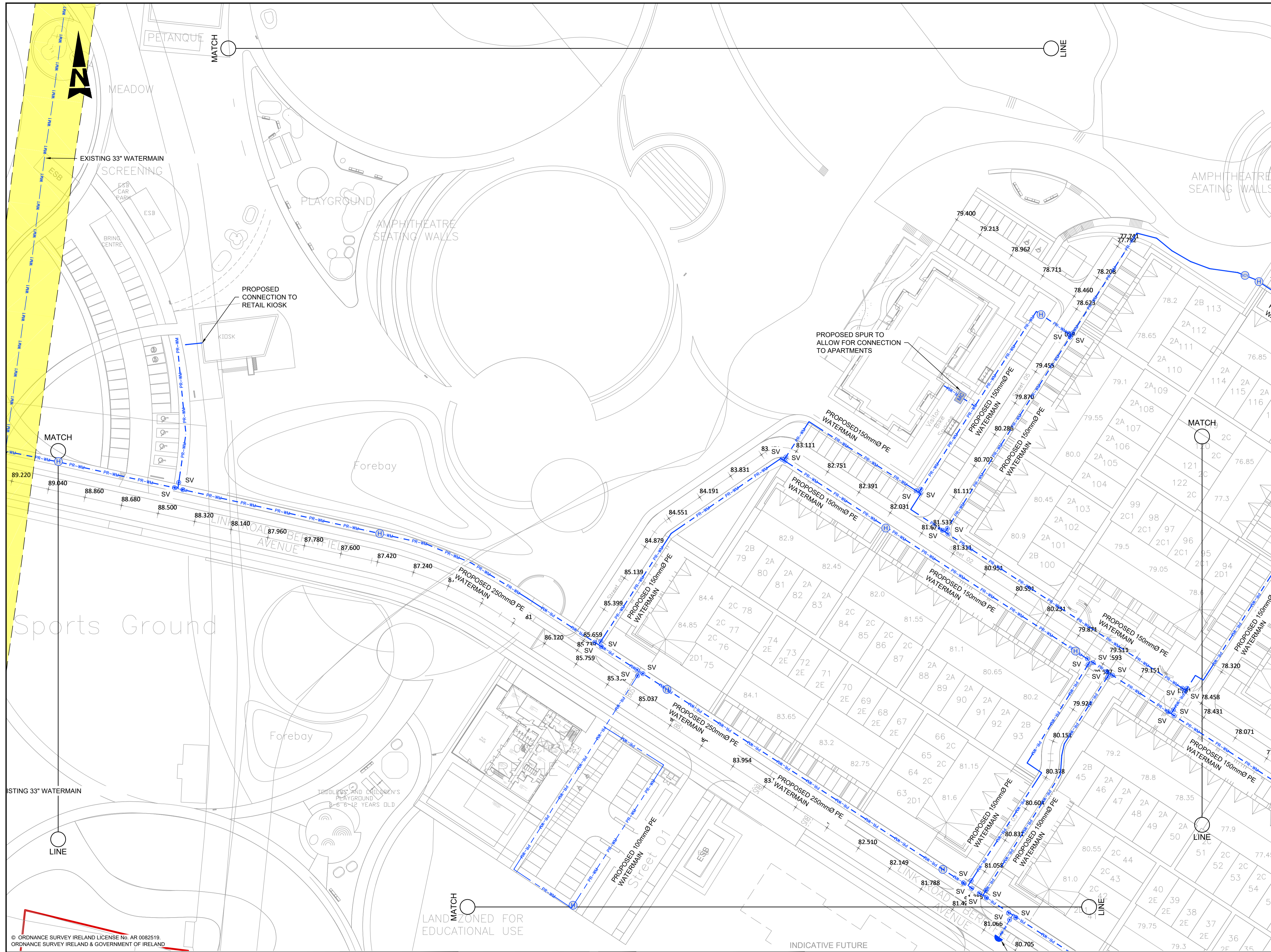
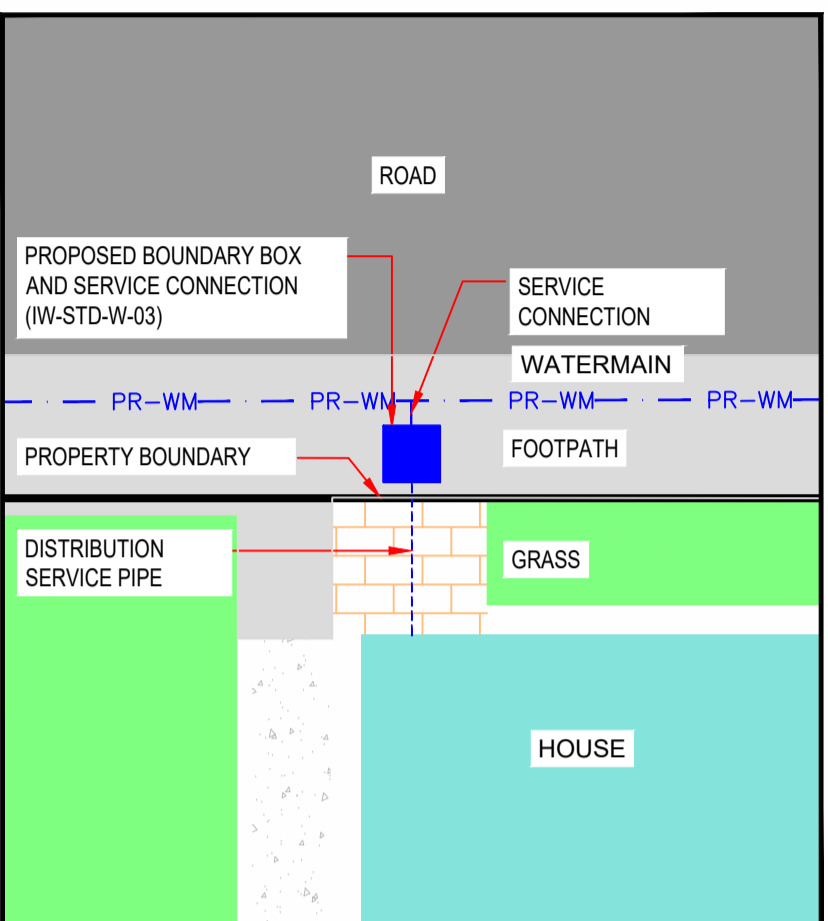


100
0 10
A1

DO NOT SCALE



- GENERAL NOTES**
1. ALL DIMENSIONS ARE IN MILLIMETRES UNLESS NOTED OTHERWISE
 2. ONLY WRITTEN DIMENSIONS SHALL BE USED. NO DIMENSIONS SHALL BE SCALED FROM THE DRAWINGS
 3. ALL LEVELS ARE IN METRES AND ARE TO MALIN HEAD DATUM
 4. ALL COORDINATES ARE IN METRES AND ARE TO IRISH TRANSVERSE MERCATOR
 5. DRAWINGS ARE TO BE READ IN CONJUNCTION WITH THE SPECIFICATION



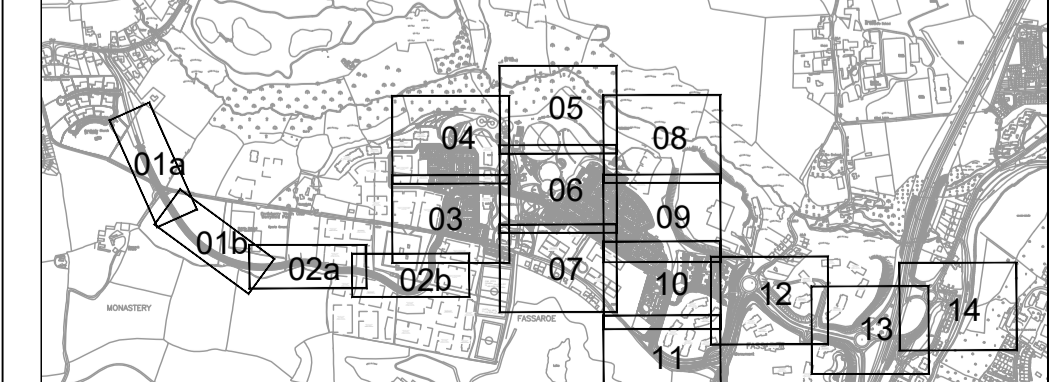
TYPICAL BOUNDARY BOX DETAIL
Scale at A1 1:100

- EXISTING SERVICES LEGEND**
- WM 800mm WATER MAIN (EXISTING)
 - WM1 33" WATER MAIN (EXISTING)
 - WM2 24" WATER MAIN (EXISTING)
 - WM3 100mm WATER MAIN (EXISTING)
 - WM4 150mm WATER MAIN (EXISTING)
 - WM5 200mm WATER MAIN (EXISTING)
 - WM6 300mm WATER MAIN (EXISTING)
 - WM7 200mm FIRE MAIN (EXISTING)
 - STOP END (EXISTING)
 - HYD HYDRANT (EXISTING)
 - SV SLUICE VALVE (EXISTING)
 - AV AIR VALVE (EXISTING)
 - FUTURE PROPOSED BY IRISH WATER
 - IRISH WATER WAYLEAVE

- PROPOSED SERVICES LEGEND**
- SITE BOUNDARY
 - PR-WM PROPOSED WATER MAIN
 - SV PROPOSED SLUICE VALVE (IW-STD-W-15)
 - H PROPOSED FIRE HYDRANT (ONLINE IW-STD-W-18) (OFFLINE IW-STD-W-19)
 - AV PROPOSED AIR VALVE (ONLINE IW-STD-W-22) (OFFLINE IW-STD-W-23)
 - SCV PROPOSED SCOUR VALVE (IW-STD-W-30)
 - PROPOSED END CAP (IW-STD-W-05)

FINAL LAYOUT AS AGREED WITH IRISH WATER IN THE STATEMENT OF DESIGN ACCEPTANCE (REF NO. CDS21005352, LETTER DATED 23/03/22)

NOTE:
INSTALLATION OF WATER MAIN SHALL BE IN ACCORDANCE WITH IRISH WATER, WATER INFRASTRUCTURE STANDARD DETAILS (IW-CDS-5020-01) & CODE OF PRACTICE FOR WATER INFRASTRUCTURE (IW-CDS-5020-03)
INSTALLATION OF WATER MAIN AND ALL OTHER DEVELOPMENT SERVICES SHALL BE IN ACCORDANCE WITH IRISH WATER STD-W-11
AIR VALVE AND HYDRANTS COVERS, WHERE LOCATED IN GRASS AREAS, SHALL BE SURROUNDED BY A CONCRETE PLINTH, 200MM ALL ROUND AND 100MM DEEP FORMED WITH C20/25 CONCRETE, 20MM AGGREGATE SIZE, BEDDED IN CLAUSE 804 MATERIAL. THE PLINTH SHALL INCORPORATE MILD STEEL REINFORCEMENT LINKS AND SHALL HAVE A BULL-NOSE FINISH AROUND ITS EXTERNAL PERIMETER. SEE SECTION 3.18 OF WATER CODE OF PRACTICE



Rev	Description	By	Date	Chk'd	Auth
A	PLANNING SUBMISSION	PS	01.04.22	AC	GH
-	ISSUED FOR IRISH WATER REVIEW	PS	26.10.21	AC	GH

SNC-LAVALIN
Member of the SNC-Lavalin Group

ATKINS

Atkins House, 150-155 Ainslie Business Park, Swords, Co. Dublin
Tel (+353) 01 810 8000 Fax (+353) 01 810 8001

Unit 2B, 2200 Cork Airport Business Park, Cork
Tel (+353) 021 429 0300 Fax (+353) 021 429 0360

2nd Floor Technology House Parkmore Technology Park, Galway
Tel (+353) 091 786 050 Fax (+353) 091 779 830

Cosgrave

FASSAROE DEVELOPMENT

Purpose	PLANNING
Title	PHASE 1 PROPOSED WATERMANS LAYOUT SHEET 6 OF 14
Original Scale	1:500 at A1 1:1000 at A3
Design/Draw	Checked AC Date 22.11.21
Authorised	GH Date 22.11.21
Status	P
Drawing Number	5186693 / HTR / 01 / DR / 2706
Rev	A

File: 5186693_HTR_01_DR_2706_2714.dwg
Date: Apr 07, 2022 - 12:33pm
Plotted by: patrick.sheridan